








# Workshop 3

## Day 1 Agenda








Teaching duration (minutes)

	<b>3.1 Welcome and Warm-Up</b>	<b>30</b>
	<b>3.2 Show-and-Tell Loose-Leash Walking with Distractions</b>	<b>60</b>
<i>15-minute break</i>		
	<b>3.3 Discussion: Solving Everyday Behavior Problems</b>	<b>30</b>
	<b>3.4 Teaching Recall with Distractions</b>	<b>45</b>
<i>60-minute lunch</i>		
	<b>3.5 Shaping and Adding Duration to a New Stationary Behavior</b>	<b>45</b>
	<b>3.6 Show-and-Tell Duration</b>	<b>60</b>
<i>15-minute break</i>		
	<b>3.7 Discussion: Chaining Problems and Status Review of Final Project</b>	<b>45</b>
	<b>3.8 Show-and-Tell Compound Cue</b>	<b>30</b>
	<b>3.9 Connect the Dots Introduction</b>	<b>30</b>

# Workshop 3

## Day 2 Agenda

Teaching duration (minutes)

	<b>3.10 Welcome and Preparation for Visiting Dogs and Owners</b>	<b>45</b>	
	<b>3.11 Arrival and Introductions for Visiting Dogs and Handlers</b>	<b>15</b>	
	<b>3.12 Connect the Dots</b>	<b>60</b>	
<i>15-minute break</i>			
	<b>3.13 Teaching Touch a Target</b>	<b>30</b>	
	<b>3.14 Discussion and Farewell to the Guests</b>	<b>30</b>	
<i>60-minute lunch</i>			
	<b>3.15 Workshop Assessments</b>		
	Demonstrate Shaping for Fluency	45	
	Demonstrate a Behavior Pair	45	
<i>15-minute break</i>			<b>180</b>
	Solving Behavior Problems Clicker Style	45	<b>+15</b>
	Demonstrate a Cue with Distance Control	45	
	<b>3.16 Wrap-Up and Thank You</b>	<b>15</b>	