












Workshop 2

Day 1 Agenda

		Teaching duration (minutes)	
	2.1 Welcome & Mechanical Skills Warm-Up		30
	2.2 Show-and-Tell Cueing		60
<i>15-minute break</i>			
	2.3 Teach Someone to Cue Your Dog		60
<i>60-minute lunch</i>			
2.4 Targeting: Please Pass the Dog			
	Cue as Reinforcer	30	60
	Target to Start a New Behavior	30	
<i>15-minute break</i>			
	2.5 Discussion of Emotional Signals		15
	2.6 Show-and-Tell Targeting		60
	2.7 Create a Plan for Fluency		45

Workshop 2

Day 2 Agenda

		Teaching duration (minutes)		
	2.8 Warm-Up		15	
	2.9 Fluency Tune-Up		60	
<i>15-minute break</i>				
	2.10 Cues as Reinforcers		45	
	2.11 TAGteach a Behavior		45	
<i>60-minute lunch</i>				
	2.12 Show-and-Tell Chaining		45	
	2.13 Workshop Assessments			
	Transfer to a New Cue	35	120 +15	
<i>15-minute break</i>				
	Test for Stimulus Control	35		
	Target a New Object	35		
	Create a Plan for a Five-Part Chain	15		
	2.14 Certification Project Discussion		30	